

## HISTORY & LOCATION

Pewaukee was established along the shores of Pewaukee Lake and incorporated in 1876. The Lake has always been an important feature of Pewaukee, from the early saw mills to collecting ice for shipping perishable goods to summer resort activity. Today, the Lake still draws businesses, residents, and visitors for boating, fishing, swimming, and beautiful sunsets. Pewaukee has an area of 4.2 square miles and is located in the central part of Waukesha County north of IH 94, on STH 16 (limited access freeway) less than 20 miles west of Milwaukee.



## VILLAGE OF PEWAUKEE

# ECONOMIC PROFILE

## DEMOGRAPHICS

Age Range:

0 to 19: 17.0%

20 to 44: 35.6%

45 to 64: 26.7%

65 and Older: 20.7%

Pewaukee Median Age: 42.3

Waukesha County Median Age: 43.2

White: 85.6%

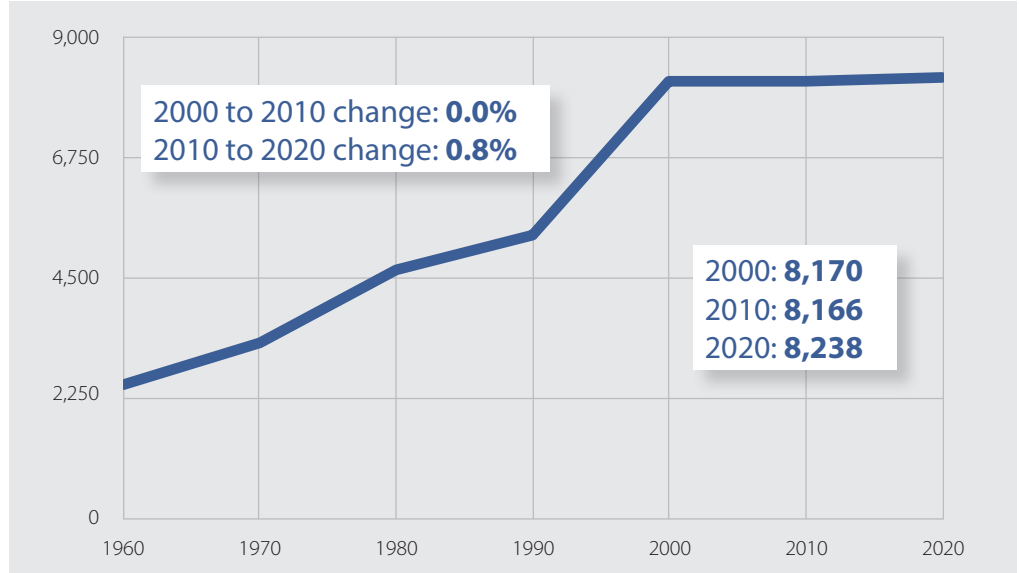
Black: 1.4%

Asian: 4.9%

Other Race: 3.3%

Hispanic: 4.8%

## CENSUS POPULATION



## HOUSING

Total Housing Units: 3,973

Owner Occupied Housing Units:

2,241 (57.9%)

Median Value: \$211,100

Renter Occupied Housing Units:

1,629 (42.1%)

Median Monthly Rent: \$984

## MEDIAN ANNUAL HOUSEHOLD INCOME

Village of Pewaukee: \$60,909


Waukesha County: \$87,277

Southeastern Wisconsin: \$62,800

Wisconsin: \$61,747

United States: \$62,843

## CONTACTS



**Pewaukee Village Administrator**

262-691-5660

[www.villageofpewaukee.com](http://www.villageofpewaukee.com)



**Waukesha County Center for Growth**

262-409-2643

[www.waukeshagrowth.org](http://www.waukeshagrowth.org)



**Southeastern Wisconsin  
Regional Planning Commission**

262-547-6721

[www.sewrpc.org](http://www.sewrpc.org)

## LABOR FORCE

Residents in the Labor Force: 4,966

Unemployment Rate: 2.6%\*

## RESIDENT OCCUPATIONS

Management, Business, Science, and Arts: 40.5%

Natural Resources: 3.8%

Production, Transportation, and Material Moving: 18.3%

Sales and Office: 19.7%

Services: 17.7%

## BUSINESS PARKS

Pewaukee Industrial Park

Location: East and west side of Forest Grove Drive along Hickory Street between Wisconsin Avenue and Caanadian Pacific Railway

Size: 152 acres

No. of Vacant Parcels: 0

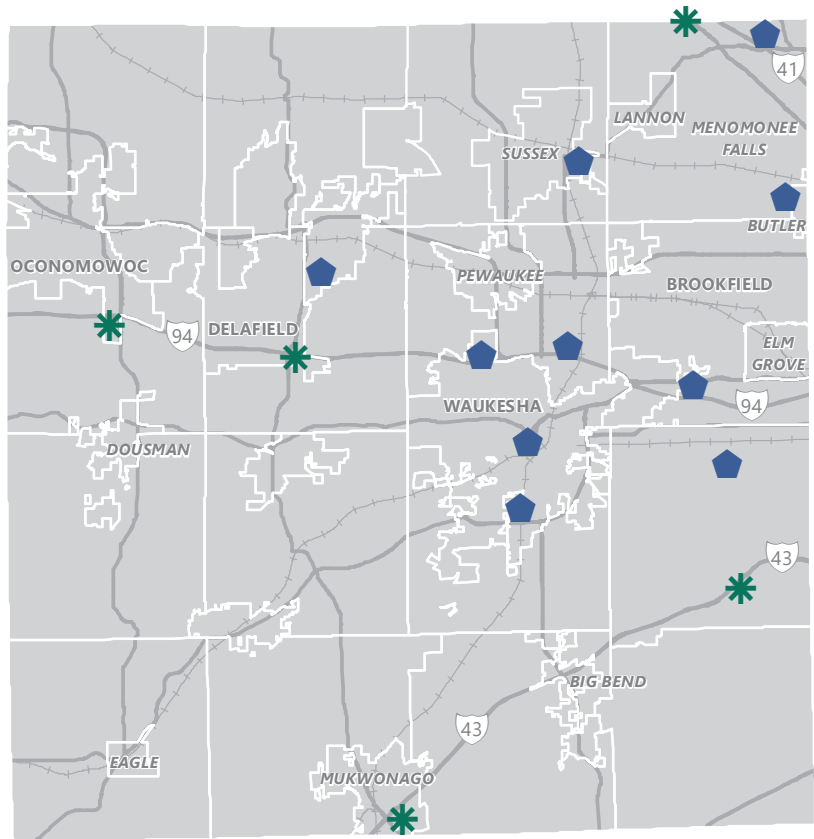
Quail Ridge Business Park

Location: Southwest quadrant of Capitol Drive (STH 190) and Forest Grove Drive

Size: 17 acres

No. of Vacant Parcels: 0

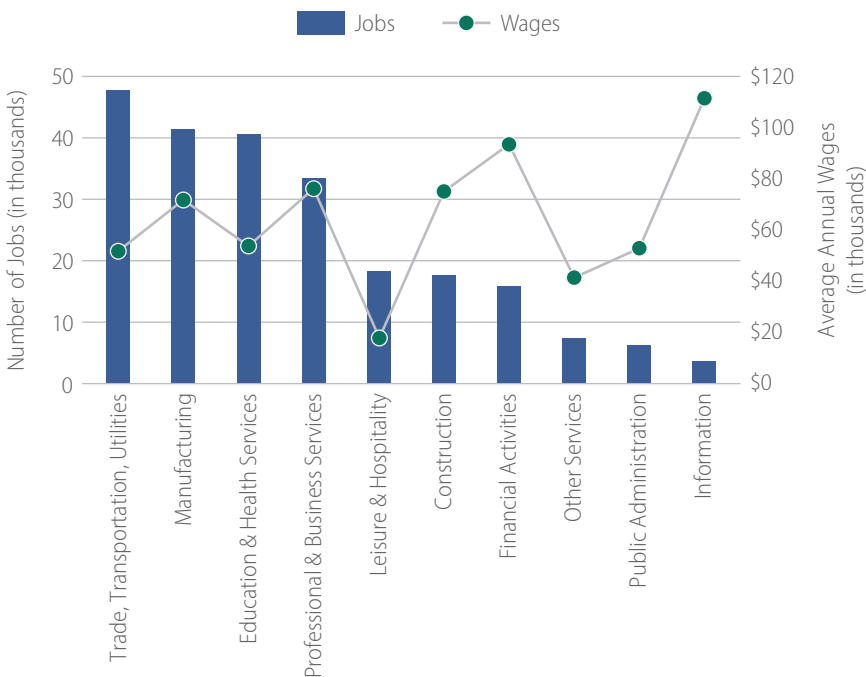
## MAJOR EMPLOYMENT CENTERS



◆ EXISTING TO BE RETAINED

\* RECOMMENDED BY 2050

## WAUKESHA COUNTY JOBS BY INDUSTRY



## MAJOR PRIVATE EMPLOYERS

The largest private employers in the Village cover a variety of industries.

Waukesha County

Technical College (500 - 999)

Costco Wholesale (100 - 249)

Q3 Contracting (100 - 249)

Walmart (100 - 249)

Menards (100 - 249)

Urban Manufacturing (100 - 249)

IFM Efactor (100 - 249)

Independence First (100 - 249)

PM Plastics (100 - 249)

Pick'n Save (100 - 249)

Century Fence (50 - 99)

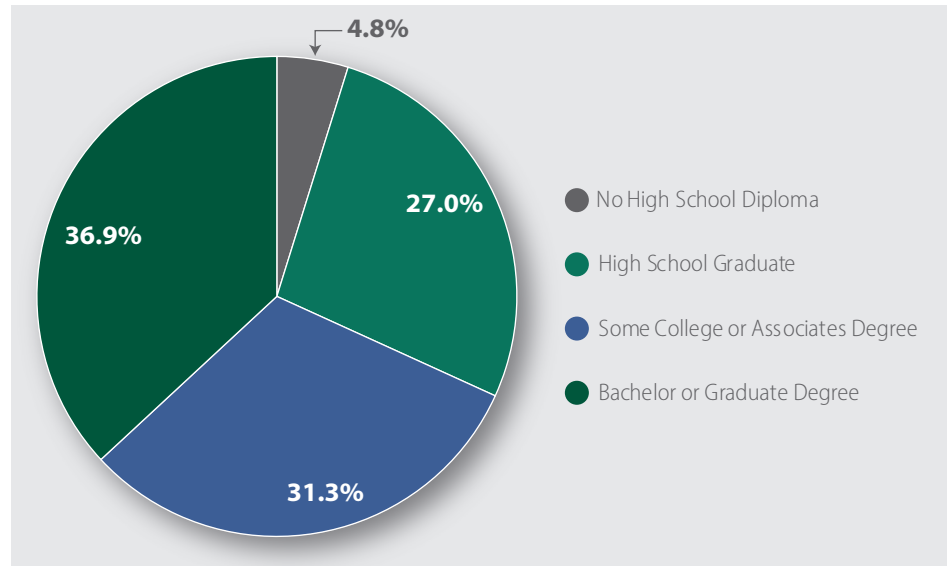
\* Unemployment rate for Waukesha County as of March 2022.

## EDUCATIONAL OPPORTUNITIES

The Pewaukee School District serves Pewaukee with a multi-school campus. Students progress through two elementary schools divided by grade, a middle school, and a high school. The high school offers the STEM (science, technology, engineering and mathematics) program and training for Future Business Leaders of America. In addition, Pewaukee is served by a number of private schools and by the Pewaukee Public Library, which is a member of the Waukesha and Jefferson Counties Bridges Library System.

Numerous higher education opportunities are also available to Pewaukee residents in Waukesha County and Milwaukee County. Waukesha County Technical College (WCTC) is located in Pewaukee and offers associate degrees, technical diplomas, and short-term certificates. Carroll University, a private university offering undergraduate and graduate programs, and UWM at Waukesha—a two-year campus affiliated with UW-Milwaukee—are both located

## HIGHEST EDUCATIONAL ATTAINMENT



nearby in the City of Waukesha. In addition, Milwaukee County is home to 15 universities, including UW-Milwaukee, Marquette University, and the Milwaukee School of Engineering. Together, these universities offer a wide variety of undergraduate and graduate programs.

## ACT SCORES

### Pewaukee School District/National

English 22.0/20.1  
Math 21.7/20.4  
Reading 22.3/21.2  
Science 23.0/20.6  
Composite 22.4/20.7

## GOVERNMENT

The Village of Pewaukee is governed by a Village Board, consisting of a Village President and six trustees. The Board makes decisions regarding most Village matters, including the Village budget, capital improvements, ordinances, and hiring. The Village Administrator is responsible for the overall coordination and direction of the day-to-day operations of Village government. The Pewaukee Village Police Department has 20 sworn and civilian employees to provide emergency services. The Village contracts with the City of Pewaukee for fire and EMS services.

## PARKS

Several neighborhood and community parks are located in the Village of Pewaukee, providing a wide range of activities including baseball, soccer, tennis, picnic shelters, and hiking trails. The Pewaukee Lake public beach attracts local residents as well as visitors from around the County and beyond. The parks also serve to protect unique natural resources and provide places for the community to gather.

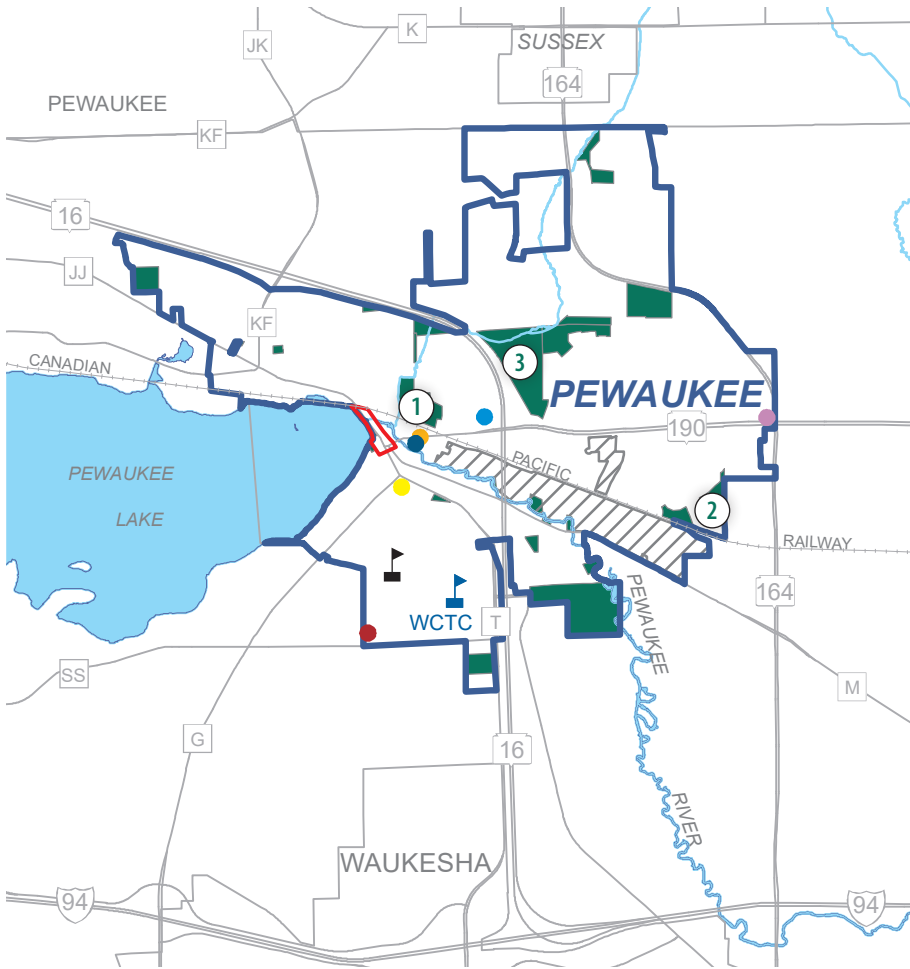
## TAXES

Property tax: \$14.57 per \$1,000 of assessed value  
Sales tax: 5.0%

## HEALTHCARE

The Froedtert Community Hospital-Pewaukee is a 15 bed facility offering emergency and inpatient care in a smaller, convenient setting. Waukesha Memorial Hospital is a 400 bed hospital located nearby in the City of Waukesha. Pewaukee is also served by numerous medical clinics and specialty care centers. In addition, the Milwaukee Regional Medical Center is located in neighboring Milwaukee County.

# VILLAGE OF PEWAUKEE ECONOMIC PROFILE MAP: 2022



- Existing Business/Industrial Park (No Lots Available)
- Public and Private High Schools
- University and Technical College
- Downtown Area
- Village Hall
- Post Office
- Police Station
- Library
- Fire Station
- Hospital
- Park and Open Space Sites
- Existing Bike Trail

### PARKS

The Village of Pewaukee has 7 parks, including 3 community parks:

- ① Kiwanis Village Park
- ② Liberty Park
- ③ Simmons Woods

[www.villageofpewaukee.com/parks-and-recreation-department](http://www.villageofpewaukee.com/parks-and-recreation-department)

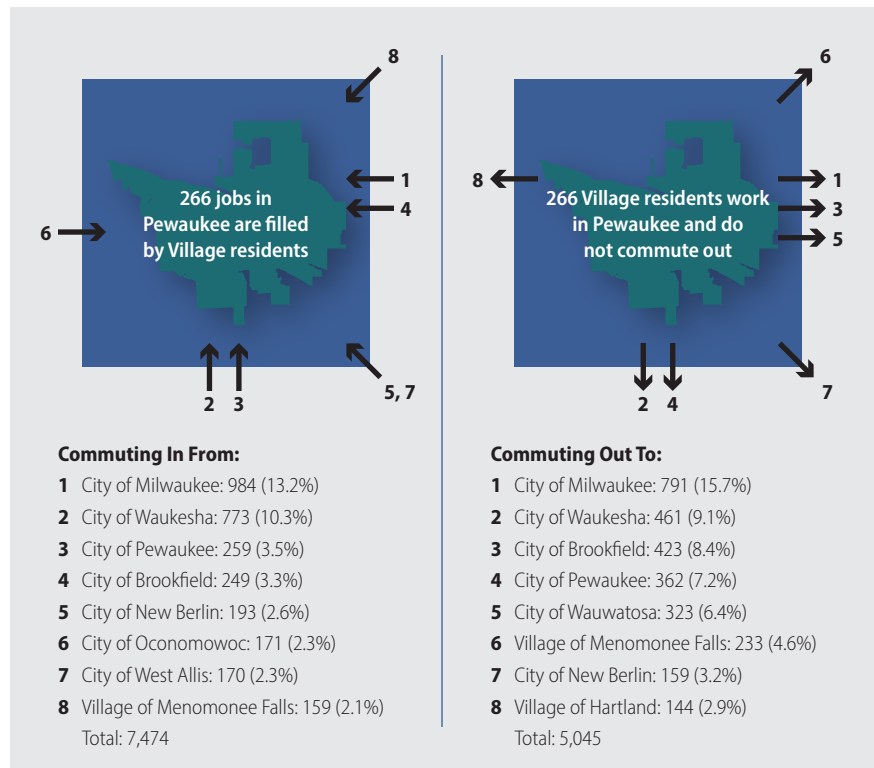
## COMMUTING PATTERNS

### TRANSIT

Waukesha Metro Transit provides local bus service between downtown Waukesha and the Village, including the Waukesha County Technical College. Waukesha County Transit—operated by Wisconsin Coach Lines—provides commuter bus service between the Village and downtown Milwaukee, where riders can connect to numerous destinations by bus, rail, and air. The commuter service operates weekdays with limited intermediate stops.

### TRAVEL TIMES

- To Downtown Milwaukee: 21 Minutes
- To Downtown Madison: 64 Minutes
- To Milwaukee Mitchell International Airport: 27 Minutes
- To Intermodal Station: 21 Minutes



Sources include: U.S. Census Bureau American Community Survey: 2015-2019, Wisconsin Departments of Public Instruction and Revenue, and SEWRPC